




TG Therapeutics

Raymond James 2020 Human Health Innovation Conference

June 2020



Forward Looking Safe Harbor Statement

This presentation contains forward-looking statements within the meaning of the Private Securities Litigation Reform Act of 1995. These statements are often, but not always, made through the use of words or phrases such as “anticipates”, “expects”, “plans”, “believes”, “intends”, and similar words or phrases. Such statements involve risks and uncertainties that could cause TG Therapeutics’ actual results to differ materially from the anticipated results and expectations expressed in these forward-looking statements. These statements are only predictions based on current information and expectations and involve a number of risks and uncertainties. Actual events or results may differ materially from those projected in any of such statements due to various factors, including the risks and uncertainties inherent in clinical trials, drug development, and commercialization and other risk factors identified from time to time in our reports filed with the Securities and Exchange Commission. You are cautioned not to place undue reliance on these forward-looking statements, which speak only as of the date hereof. All forward-looking statements are qualified in their entirety by this cautionary statement and TG Therapeutics undertakes no obligation to update these statements, except as required by law.

Fearless Pursuit

- Founded 8 years ago with one goal in mind... to create the best possible treatment options for patients with B-Cell diseases
- Focused on cancer & autoimmune disease with registration programs ongoing in:
 - Chronic Lymphocytic Leukemia (CLL)
 - Marginal Zone Lymphoma (MZL)
 - Follicular Lymphoma (FL)
 - Multiple Sclerosis (MS)

146

EMPLOYEES

4

OFFICES

5

MEDICINES UNDER
DEVELOPMENT

35

CLINICAL TRIALS

5

REGISTRATION-DIRECTED AND
PHASE 3 CLINICAL TRIALS


1

GOAL: TO CURE B-CELL DISEASES



B-Cell Focused Platform

Clinical Stage Portfolio Overview

Drug Candidate	Mechanism of Action	Stage of Development
Umbralisib (TGR-1202)	 PI3K δ /CK1 ϵ	Phase 3
Ublituximab (TG-1101)	Anti-CD20	Phase 3
Cosibelimab (TG-1501)	Anti-PD-L1	Phase 1b
TG-1701	BTKi	Phase 1
TG-1801	Anti-CD47/CD19	Phase 1

2020: Transformational Year w/ Multiple Pivotal Data Sets

UNITY-NHL Rel/Ref MZL and FL

– *Umbralisib Monotherapy* –

Positive Topline ORR Data

ODD Granted for MZL & FL and
BTD granted for MZL

**Completion of Rolling NDA
Submission just announced!!!**

UNITY-CLL Front Line & Rel/Ref

– *Umbralisib + Ublituximab (U2)* –

Trial Conducted Under SPA

Enrolled ~420 patients

**Positive topline results
announced May 2020**

ULTIMATE I & II Relapsing MS

– *Ublituximab Monotherapy* –

Trials Conducted under SPA

Enrolled Over 1100 Patients

**Awaiting topline results,
Target 2H 2020**

- *Have seen minimal COVID-19 impact on pivotal programs & timelines to date*
- *Potential for FDA Approvals in MZL, FL, CLL, SLL and MS from 2020 to 2022*
- *Commercial Preparations Underway*

Umbralisib:

Investigational Novel Dual PI3k-delta & CK1-epsilon Inhibitor

Oral Once Daily

Umbralisib



- *Demonstrated activity across NHL and CLL*
- *Potentially differentiated tolerability profile over 1st generation compounds*
- *Once daily v. twice daily for 1st generation compounds*

UNITY-NHL - *Umbralisib Monotherapy Cohorts*

Relapsed/Refractory MZL & FL

- MZL & FL Cohort's Met Primary End Point of Overall Response Rate (ORR)
 - Exceeding 40% ORR hurdle
 - Interim efficacy analysis of MZL cohort, n=42, showed 52% ORR, including 19% Complete Response (CR) rate
- Umbralisib monotherapy appeared to be well tolerated in both cohorts, with a safety profile consistent with previous reports
- **Just announced!!!**
 - **Completion of rolling NDA submission for umbralisib to treat R/RMZL and FL (June 2020)**
- **Targeting presentation of full data by year-end 2020**

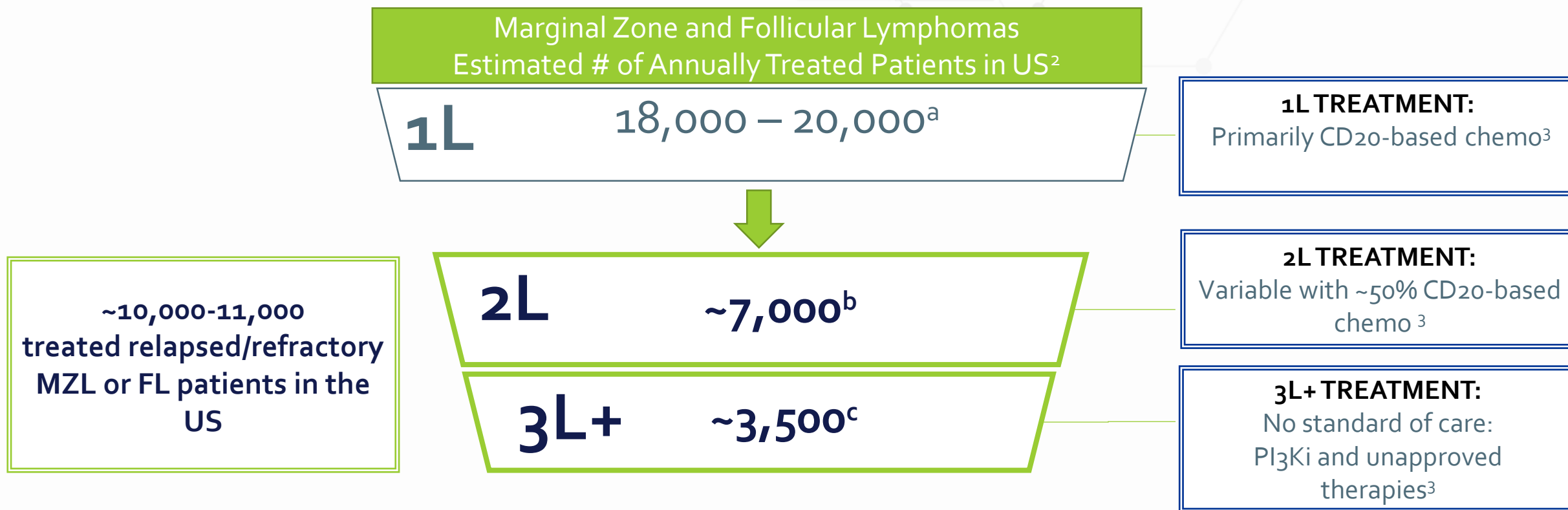
UNITY-NHL Ph2b Trial FL & MZL Cohorts

**Umbralisib
(TGR-1202)
Monotherapy**

Positive Topline ORR Results

Target ORR Achieved	>40%
Enrollment Complete	
MZL (n=69)	Aug 2018
FL (n=118)	Oct 2018
Targeting Full Data Presentation	YE 2020

MZL and FL are chronic and often incurable diseases characterized by multiple recurrences and relapses¹



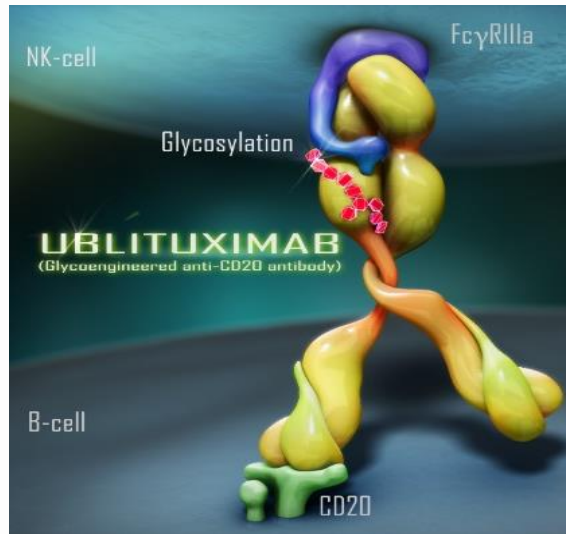
Response and remission duration decline with subsequent treatments, and cumulative toxicities increase^{3,4}

Continued need for active, well-tolerated treatment options for R/R MZL & FL

a=FL: 12,000 treated; MZL: 6,000 treated; b= FL: 5,000 treated, MZL: 2,500 treated; c=FL: 2,500 treated, MZL: 1,000 treated. (expect FDA approval in 2L+ MZL and 3L+FL)
(1) Denlinger NM, et al. *Cancer Manage Res* 2018; Rivas-Delgado A, et al. *Brit J Haematology* 2019; (2) Putnam Associates, 2018; (3) Putnam Associates, 2019; (4) Kritharis A, et al. *Cancer Treatment and Research*, 2015; 5. Morrison V, et al. *Clin Lymphoma, Myeloma, and Leukemia*. 2019]

Ublituximab:

Investigational Next Generation Anti-CD20 Monoclonal Antibody



US REGULATORY
SUBMISSION PLAN
TARGETS

CLL (*in combo with umbralisib*)

2H 2020/
early 2021

Multiple Sclerosis

1H 2021

Ublituximab

Glycoengineered for enhanced potency over 1st generation

Activity in rituximab refractory patients

Shorter infusion time than approved anti-CD20s

UNITY-CLL Phase 3 Trial of U2 in CLL



UNITY-CLL

Enrollment Complete

Randomize

U2

Gazyva +
CHL

Enrollment	~420
Primary Endpoint	PFS
Met Primary PFS Endpoint	May 2020
Patient Population	1L/2L+

*Conducted under Special Protocol
Assessment*

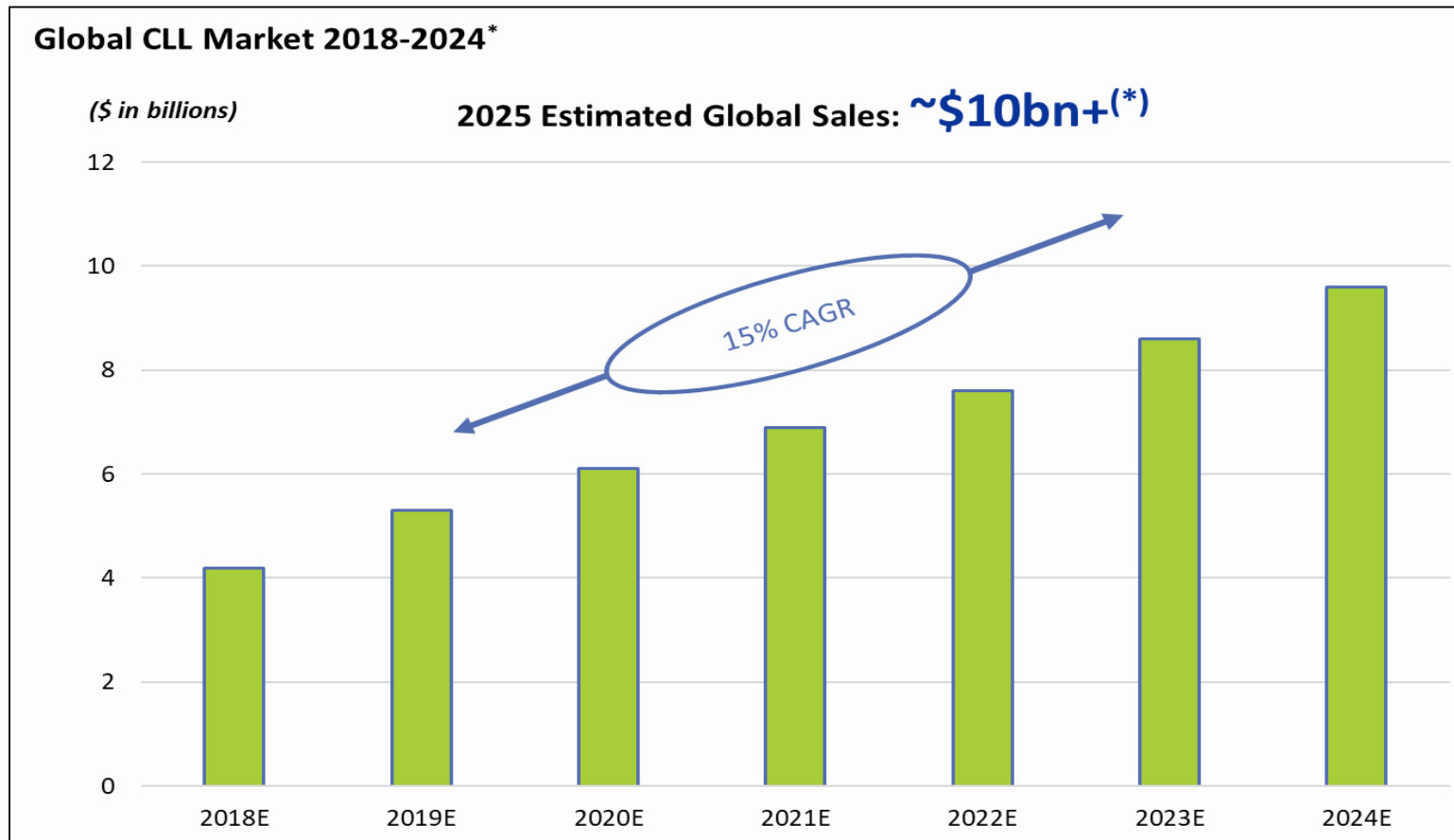
POSITIVE TOPLINE RESULTS – MAY 2020

- UNITY-CLL met the primary endpoint of improved PFS ($p < .0001$)
- Trial will be stopped early for superior efficacy observed at the interim analysis
- PFS benefit seen across both treatment naïve & relapsed/refractory patient populations
- **Regulatory submission and full data presentation targeted by year-end 2020/early 2021**

CLL Market Opportunity

One of the Fastest Growing Global Hematology Markets

- ~115,000 Americans living with CLL
- ~20,000 newly-diagnosed patients each year
- ~20,000 previously treated patients seeking treatment each year



U2 Has the Potential to Address Unmet Needs in CLL

- **Over 60,000 patients** in the US have been treated with a BTK-inhibitor creating a large population in the post-BTK setting in need of treatment options
 - **~20% of treatment naïve patients will be deemed poor candidates** for BTK inhibitors due to potential safety/tolerability concerns
 - **Up to 40% of patients will discontinue** BTK inhibitors for efficacy/tolerability issues at median of 17 months from starting therapy in recent real-world analysis
 - **Venetoclax represents a challenge for community practices** due to enhanced monitoring and potential need for hospitalization to avoid TLS
- ***Substantial need for additional treatments for CLL remains***

U2-Based Triplets Currently Enrolling

U2 + Venetoclax



Target Enrollment:

Rel/Ref CLL	~60 patients
BTK Refractory CLL	~30 patients
Front line CLL	~60 patients
Completion	Q1 2021

Primary Endpoint(s):	ORR and CR @ 12 months
-----------------------------	------------------------

Phase 1 U2+Ven ASH '19 Update (Barr et al)	CLL Patients: ORR= 100% (n=9) CR= 44% PB MRD-= 100% BM MRD-= 78%
---	--

U2 + Ibrutinib

Phase 1 Study in rel/ref B-cell malignances

Enrolled:	~50 patients
-----------	--------------

Published:	Lancet Oncology, Jan. 2019
------------	-------------------------------

Primary Endpoint(s)	Safety, Efficacy
---------------------	------------------

Lancet Jan 2019 (Nastoupil et al)	CLL/SLL Patients: ORR= 100% (n=22) CR= 36% (8/22) MZL Patients: ORR= 100% (3/3)
--	---

U2 + 1701 (BTKi)

Phase 1 Study in rel/ref B-cell malignances

Target Enrollment:	Up to 100 patients
--------------------	--------------------

Target Determination of Ph 3 Dose:	Q4 2020
---------------------------------------	---------

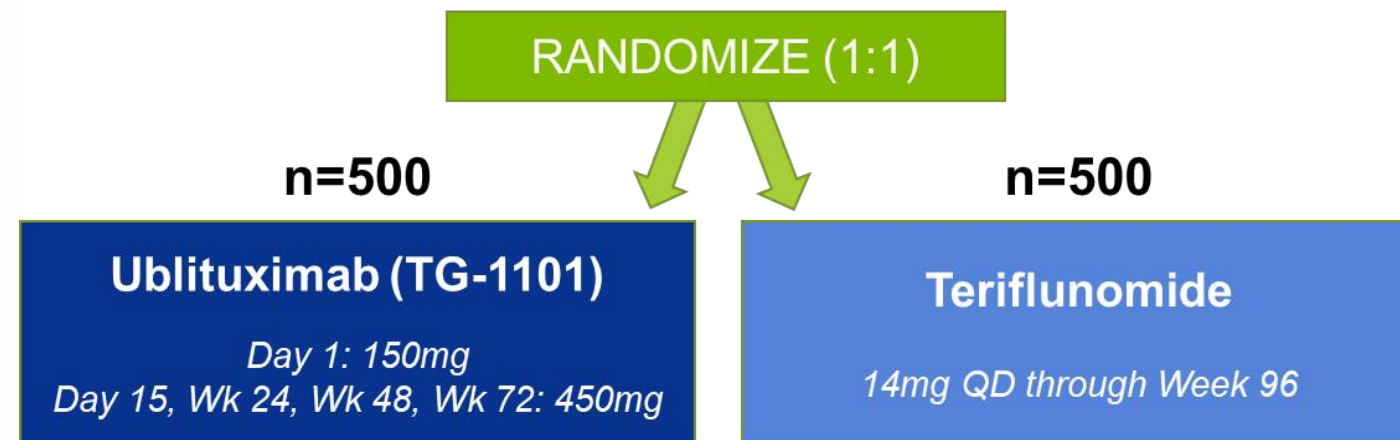
Primary Endpoint(s)	Safety
---------------------	--------

EHA '20 Update (Cheah et al)	Triple U2 +1701: All Patients ORR= 77% (n=13) CLL ORR= 100% (3/3) MZL ORR= 100% (2/2) Single Agent 200mg: CLL ORR= 92% (11/12)
---	---

Ublituximab in Relapsing Forms of Multiple Sclerosis

- ~1M Americans living with MS
- Completed Phase 2, data presented at multiple conferences
- Fully Enrolled Phase 3 ULTIMATE Trials
 - Special Protocol Assessment (SPA)
 - **Topline Data Targeted for 2H 2020**

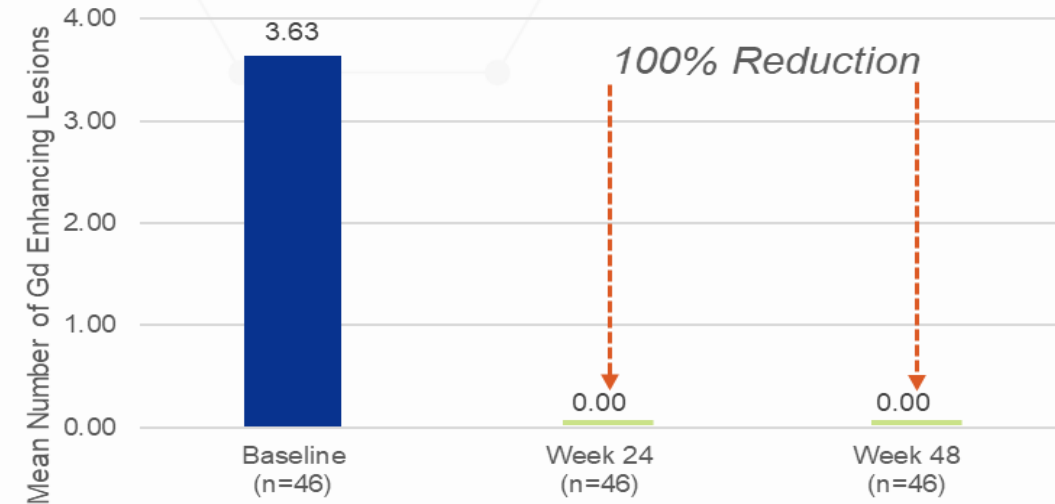
ULTIMATE I&II
TG THERAPEUTICS
GLYCOENGINEERED UBLITUXIMAB
P H A S E 3 T R I A L S I N M S



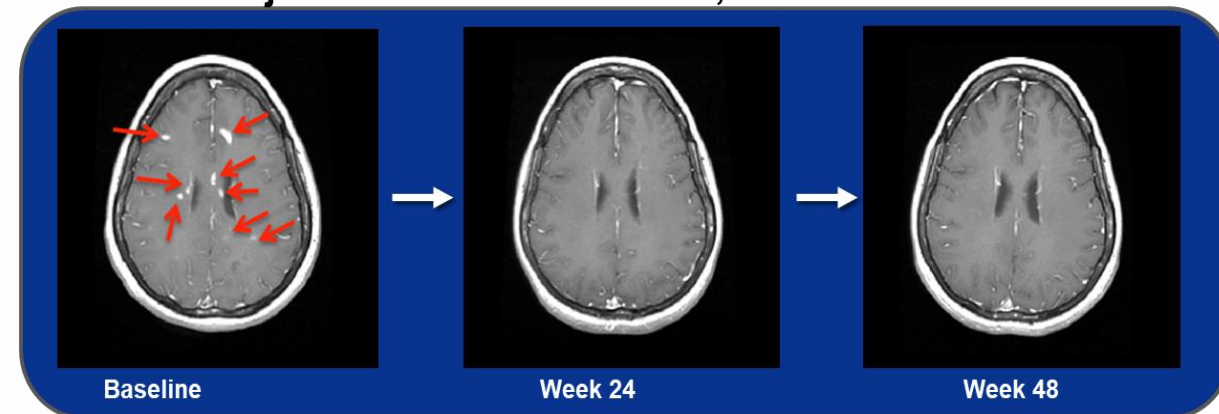
Final Ublituximab Phase 2 Data in RMS

- Ublituximab was well tolerated across all patients (n=48)
- No study drug related discontinuations occurred
- Median B cell depletion was >99% at the primary analysis point of Week 4 (n=48) and maintained at Week 24 and Week 48
- No T1 Gd-enhancing lesions were detected in any subjects at Week 24 or Week 48 (100% reduction; p=0.003)
- **An Annualized Relapse Rate (ARR) of 0.07 was observed with 93% of subjects relapse free at Week 48**

T1 Gd Enhancing Lesions Baseline vs. Week 24 & Week 48



Subject T1 Gd MRI at Baseline, Week 24 & Week 48



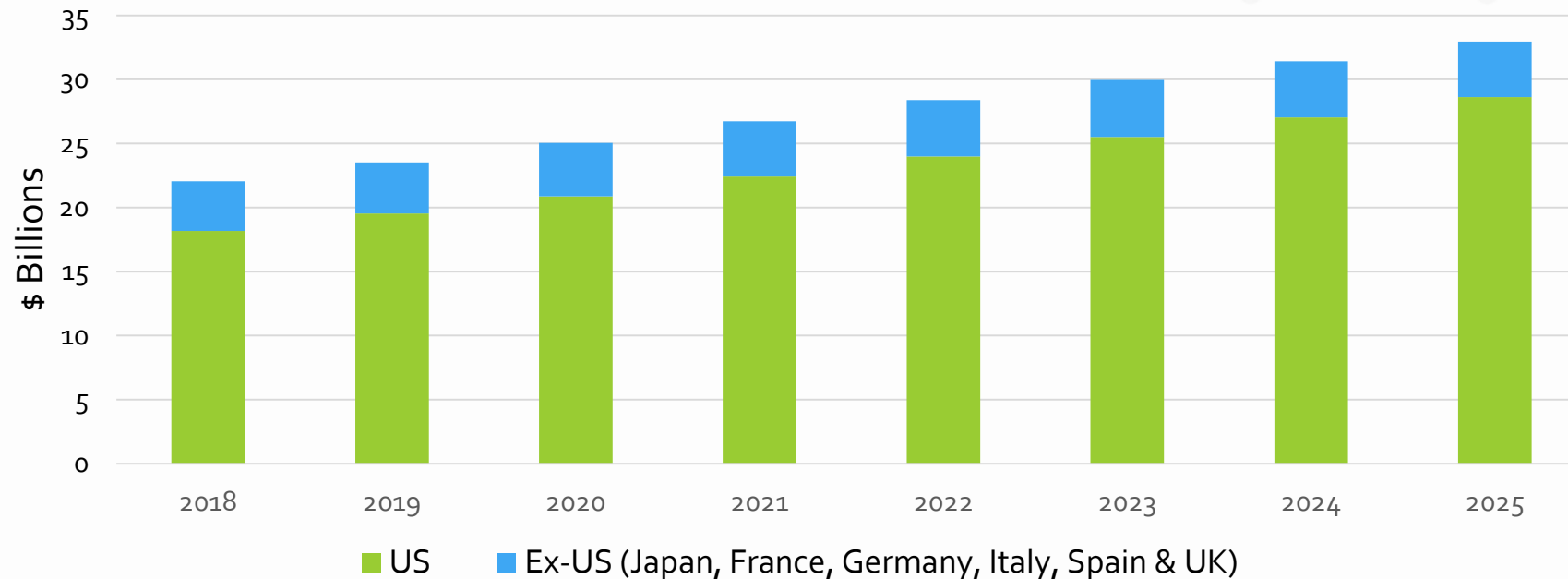
This is one study participant's MRI; individual results vary.

Fox E et al., ECTRIMS 2018

Significant Opportunity for Ublituximab in MS

Global MS Market 2018 - 2025

Estimated Global Sales














Global Prevalence = ~2.3 Million

Global Market Size >\$30 Billion by 2025

- **Ocrelizumab >\$2 Billion in 2018 annual sales; achieved ~\$4B in 2019**

Multiple Treatment Options Coexist & Account for Meaningful Market Share

Class	Drug	U.S. Approval			Global 2018 Revenues by Drug/Class (\$ in millions)
		Date	Route of Administration	Dosing	
Interferons	 BETASERON [®] <small>(interferon beta-1a)</small>	1993	Subcutaneously	1x / 2 days	\$643
	 AVONEX [®] <small>(interferon beta-1a)</small>	1996	Intramuscularly	1x / week	\$1,915
	 Rebif [™]	2002	Subcutaneously	3x / week	\$1,732
	 EXTAVIA [®]	2009	Subcutaneously	1x / 2 days	\$162
	 plegri ^{dy} <small>(peginterferon beta-1a)</small>	2014	Subcutaneously	1x / 2 weeks	\$448
IV Potent Immunomodulators	 TYSABRI [®] <small>(natalizumab)</small>	2004	Intravenously	1x / 4 weeks	\$1,864
	 LEMTRADA [®] <small>(alemtuzumab)</small>	2014	Intravenously	3x / year	\$475
T-Cell Targeted Orals	 GILENYA [®] <small>(tingolimod)</small>	2010	Orally	1x / day	\$3,380
	 AUBAGIO [®] <small>(teriflunomide)</small>	2012	Orally	1x / day	\$1,945
	 Tecfidera [®] <small>(dimethyl fumarate)</small>	2013	Orally	2x / day	\$4,274
CD20s	 OCREVUS [®] <small>(ocrelizumab)</small>	2017	Intravenously	2x / year	\$2,406 * Now >\$4B+
	Ofatumumab	2020	Subcutaneously	1x / 4 weeks	TBD
	Ublituximab	2021	Intravenously	2x / year	TBD

Ublituximab Potential Value Proposition in MS

- Significant activity and manageable safety profile in Phase 2 study
- Convenience of 1 hour infusion every 6 months v. 3-4 hours for ocrelizumab
- Potential to strategically price to optimize patient access
- ***Estimate \$1-2B annual market opportunity in the US alone for ublituximab in MS***

Target Milestones

1H 2020

- ✓ Report topline UNITY-NHL FL results
- ✓ Initiate rolling NDA submission for umbralisib to treat relapsed/refractory MZL & FL
- ✓ Report topline UNITY-CLL results
- ✓ Present updated data at major medical meetings
- ✓ Complete NDA submission for umbralisib to treat relapsed/refractory MZL & FL

2H 2020 – Q1 2021

- Report topline Phase 3 ULTIMATE MS data
- Present final data from UNITY-CLL & UNITY-NHL umbralisib monotherapy MZL & FL cohorts
- Submit NDA/BLA for U2 to treat CLL
- Potential PDUFA date for umbralisib to treat rel/ref MZL & FL
- Complete enrollment in ULTRA-V Phase 2b trial

Key Financial Statistics

Ticker: TGTX (NASDAQ)

Price: \$18.19 (close on 6/16/2020)

Shares: ~127M (fully-diluted, pro forma as of 3/31/20)¹

Cash: >\$300M (pro forma as of 3/31/20)²

¹The number of shares of common stock outstanding includes approximately 14M shares issued pursuant to offerings of common stock subsequent to 3/31/20.

²The pro forma cash position includes proceeds from its at-the-market sales program and public offerings completed subsequent to 3/31/20



TG Therapeutics

NASDAQ: TGTX