



TG Therapeutics

**2019 American Association of Cancer Research (AACR)
Data Review Call
April 1, 2019**

Forward Looking Statements

This presentation contains forward-looking statements within the meaning of the Private Securities Litigation Reform Act of 1995. These statements are often, but not always, made through the use of words or phrases such as “anticipates”, “expects”, “plans”, “believes”, “intends”, and similar words or phrases. Such statements involve risks and uncertainties that could cause TG Therapeutics’ actual results to differ materially from the anticipated results and expectations expressed in these forward-looking statements. These statements are only predictions based on current information and expectations and involve a number of risks and uncertainties. Actual events or results may differ materially from those projected in any of such statements due to various factors, including the risks and uncertainties inherent in clinical trials, drug development, and commercialization. You are cautioned not to place undue reliance on these forward-looking statements, which speak only as of the date hereof. All forward-looking statements are qualified in their entirety by this cautionary statement and TG Therapeutics undertakes no obligation to update these statements, except as required by law.

AACR 2019 Umbralisib Data Review

Nathan Fowler, MD

*Associate Professor of Medicine and Director of Clinical Research in the
Department of Lymphoma/Myeloma at the University of Texas MD
Anderson Cancer Center
& Study Chair of the UNITY-NHL MZL Cohort*

Umbralisib monotherapy demonstrates efficacy and safety in patients with relapsed/ refractory marginal zone lymphoma: a multicenter, open-label, registration directed phase 2 study

Nathan H. Fowler¹, Felipe Samaniego¹, Wojciech Jurczak², Ewa Lech-Maranda³, Nilanjan Ghosh⁴, Bertrand Anz⁵, Piers Patten⁶, James A. Reeves⁷, Lori A. Leslie⁸, Piotr Smolewski⁹, Julio C. Chavez¹⁰, Paolo Ghia¹¹, Corrado Tarella¹², John M. Burke¹³, Jeff Sharman¹⁴, Kathryn Kolibaba¹⁵, Owen A. O'Connor¹⁶, Chan Y. Cheah¹⁷, Hari P. Miskin¹⁸, Peter Sportelli¹⁸, Michael S. Weiss¹⁸, Pier Luigi Zinzani¹⁹

¹MD Anderson Cancer Center, Houston, TX; ²Jagiellonian University, Kraków, Poland; ³Institute of Hematology and Transfusion Medicine, Warsaw, Poland; ⁴Levine Cancer Institute, Charlotte, NC; ⁵Sarah Cannon Research Institute/Tennessee Oncology, Chattanooga, TN; ⁶King's College Hospital NHS Foundation Trust, London, United Kingdom; ⁷Sarah Cannon Research Institute/Florida Cancer Specialists, Fort Myers, FL; ⁸John Theurer Cancer Center, Hackensack University Medical Center, Hackensack, NJ; ⁹Copernicus Memorial Hospital, Lodz, Poland; ¹⁰H. Lee Moffitt Cancer Center and Research Institute, Tampa, FL; ¹¹Università Vita-Salute San Raffaele and IRCCS Istituto Scientifico San Raffaele, Milan, Italy; ¹²European Institute of Oncology, Milan, Italy; ¹³Rocky Mountain Cancer Centers, US Oncology Research, Aurora, CO; ¹⁴Willamette Valley Cancer Institute, US Oncology Research, Eugene, OR; ¹⁵Compass Oncology, US Oncology Research, Vancouver, WA; ¹⁶Center for Lymphoid Malignancies, Columbia University Medical Center, New York, NY; ¹⁷Sir Charles Gairdner Hospital, Perth, Australia; ¹⁸TG Therapeutics, Inc., New York, NY; ¹⁹Institute of Hematology "Seràgnoli" University of Bologna, Bologna, Italy

Presented at the American Association for Cancer Research (AACR) Annual Meeting 2019
March 29 – April 3, 2019 • Atlanta, Georgia, USA

Disclosures

- Scientific advisory boards:
 - TG Therapeutics, Inc.
 - Bayer
 - Gilead Sciences
 - Verastem Oncology
 - Celgene

- Research funding
 - TG Therapeutics, Inc.

Background / Rationale

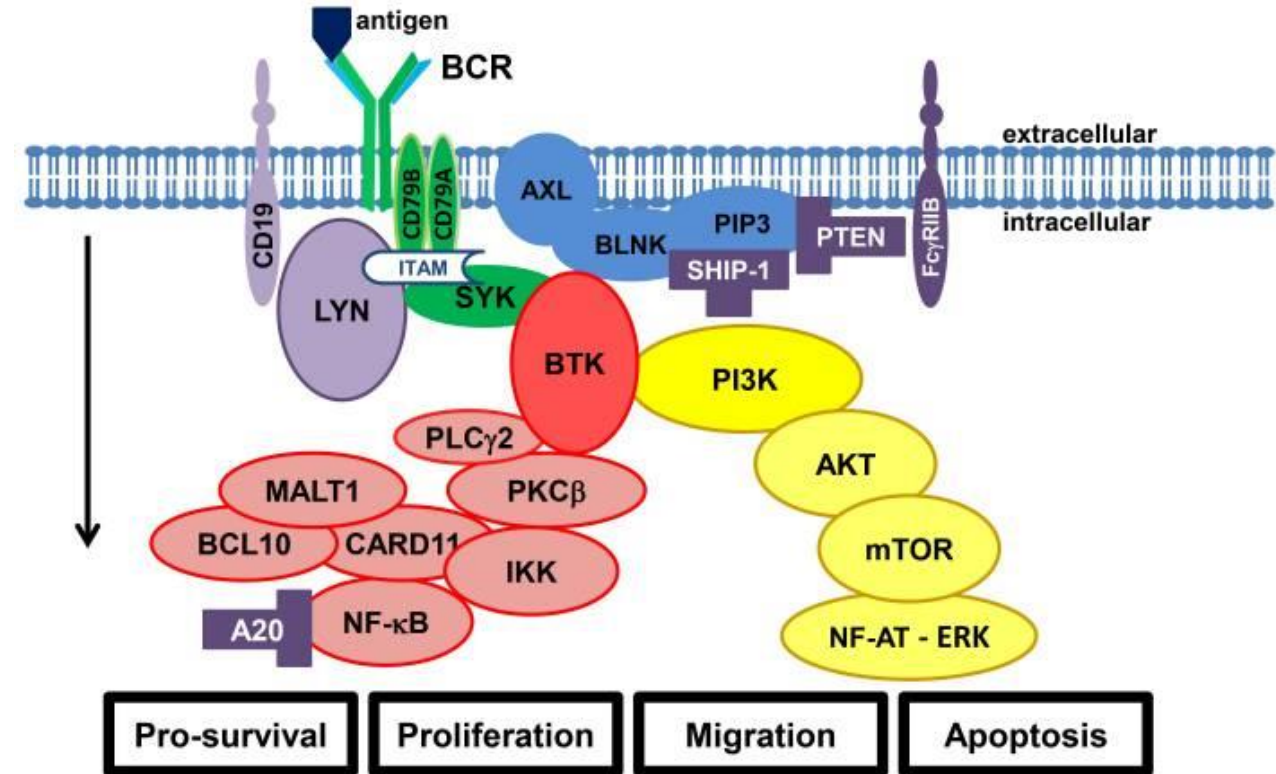
- Marginal Zone Lymphoma (MZL) is an indolent B-cell lymphoma accounting for ~10% of NHL
- Although responses are high to frontline therapy, most patients still relapsed following induction.
- Therapeutic options are limited for MZL pts who have progressed following anti-CD20-based therapy, and those who are poor candidates for chemo-based regimens
- Targeting components of the B-cell receptor pathway is effective in the treatment of MZL¹, however novel therapies are needed

¹Noy et al., *Blood* 2017, 129(16), 2224-2232

PI3K Signaling in Marginal Zone Lymphoma

- B cell receptor (BCR) signaling is critical to the development and maturation of normal B cells and has been implicated in lymphomagenesis
- PI3K is a downstream intermediary in the BCR pathway that is essential for BCR-dependent B cell survival
- Recent evidence has shown that the PI3K-mTOR pathway is sufficient for driving the pathogenesis of marginal zone lymphomas²

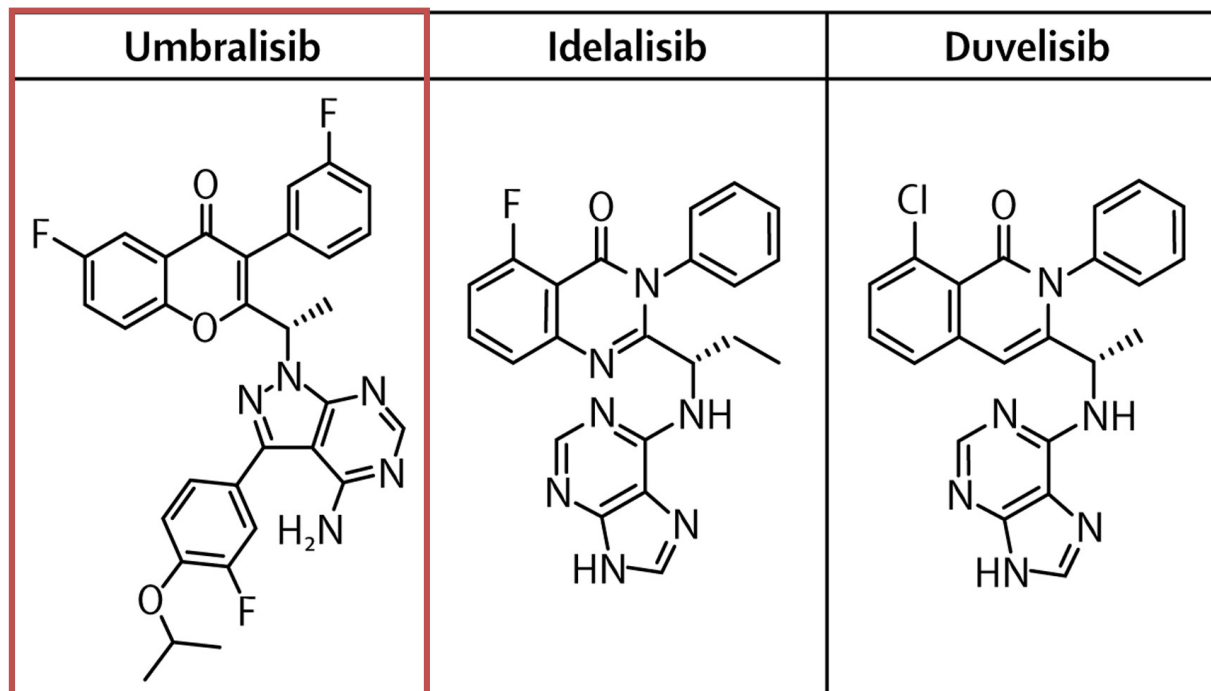
The B cell Receptor (BCR) and its Downstream Pathways¹



¹Niemann et al., Semin Cancer Biol. 2014. ²Sindel et al., Blood. 2018

Umbralisib (TGR-1202)

- Next generation PI3K δ inhibitor, with a unique structure and improved tolerability¹
 - Improved selectivity to PI3K δ isoform
 - Inhibition of CK1 ϵ
 - Potential regulator of Treg count and function
 - Ongoing long-term safety analysis demonstrate low rates of immune-mediated toxicity²
- Oral – once daily administration
- Phase 2/3 dose: 800 mg QD



Isoform	K _d (nM)		
	Umbralisib	Idelalisib	Duvelisib
PI3K α	>10 000	600	40
PI3K β	>10 000	19	0.89
PI3K γ	1400	9.1	0.21
PI3K δ	6.2	1.2	0.047
CK1 ϵ	180	>30 000	>30 000

¹Burris et al., Lancet Oncology 2018; ²Daivids et al., EHA 2018

UNITY-NHL Study Design

- Study UTX-TGR-205 (UNITY-NHL) is an ongoing Phase 2b, multicenter, multi-cohort trial evaluating umbralisib as monotherapy and in multiple combinations in previously treated NHL (NCT02742090)
- The MZL cohort enrolled patients to receive single agent umbralisib 800 mg oral QD until disease progression or unacceptable toxicity

Key Inclusion Criteria:

- Marginal Zone Lymphoma (splenic, nodal, or extranodal) requiring treatment
- Relapsed or refractory following treatment with one or more lines of therapy including at least one CD20-directed regimen (either as monotherapy or as chemoimmunotherapy)
- ECOG PS ≤ 2

Primary Endpoint:

- ORR by independent review committee (IRC) by 2007 IWG criteria

Secondary Endpoints:

- Duration of Response (DOR)
- Progression-free Survival (PFS)
- Time to Response (TTR)
- Safety

Demographics

	All Treated Patients (Safety Population)	Interim Efficacy Population*
N	69	42
MZL Subtype, n (%)		
Extranodal	38 (55%)	23 (55%)
Nodal	20 (29%)	12 (29%)
Splenic	11 (16%)	7 (17%)
Median Age, median (range)	67 (34 – 81)	67 (34 – 81)
Female, n (%)	36 (52%)	25 (60%)
Male, n (%)	33 (48%)	17 (40%)
ECOG 0/1/2, n	39/30/0	23/19/0
Prior Therapies, median (range)	2 (1 – 6)	2 (1 – 6)
rituximab monotherapy only	16 (23%)	7 (17%)
rituximab-based chemoimmunotherapy	50 (72%)	32 (76%)
radiation	5 (7%)	3 (7%)
stem cell transplant	1 (1%)	1 (2%)
lenalidomide	3 (4%)	2 (5%)
ibrutinib	2 (3%)	2 (5%)
Refractory to most recent therapy, n (%)	18 (26%)	8 (19%)
Refractory to prior anti-CD20, n (%)	15 (22%)	6 (14%)
Lactate dehydrogenase (LDH), ≥350 unit/L, n (%)	17 (25%)	12 (29%)

■ Enrollment is complete

- 72 patients enrolled between July 2017 and August 2018
- 69 patient received therapy
- 42 patients with 9+ months follow up

*Interim analysis for efficacy performed on all patients enrolled 9+ months prior to the data cutoff date

Adverse Events Regardless of Causality, All Treated Patients (N=69)

- Umbralisib was well tolerated
- No events of colitis reported (colonoscopies not mandated)
- AE's leading to dose reduction occurred in 6 subjects (9%)
- 10 subjects (14%) discontinued umbralisib due to an AE considered at least possibly related to treatment
- The median duration of exposure to umbralisib was 6.9 months as of data cutoff date
- No deaths occurred on study
- Grade 3 infections were limited, occurring in 3 patients (bronchitis, pneumonia, and influenza)

	Grade 1	Grade 2	Grade 3	Grade 4
Diarrhea	33%	19%	10%	-
Nausea	17%	14%	-	-
Fatigue	19%	9%	3%	-
AST increased	17%	3%	9%	-
ALT increased	6%	9%	9%	1%
Headache	16%	6%	3%	-
Cough	17%	4%	-	-
Decreased appetite	14%	7%	1%	-
Vomiting	12%	9%	-	-
Rash	12%	3%	3%	-
Dysgeusia	14%	3%	-	-
Edema peripheral	12%	4%	-	-
Dizziness	7%	7%	-	-
Neutropenia	1%	-	7%	6%
Insomnia	9%	4%	-	-
Upper respiratory tract infection	1%	12%	-	-
Back pain	6%	3%	3%	-
Hyperuricemia	10%	-	-	-
Pyrexia	6%	4%	-	-

Adverse Events of Interest & Long Term Tolerability

Demographics Patients on Study >6 Cycles

Evaluable for Safety	41
Age, median (range)	66 (34 - 80)
Prior Therapies, median (range)	2 (1 - 6)
Duration on Therapy, median (range)	10.1 mo (5.6 - 15.7)

Adverse Events of Interest Occurring After 6 Cycles on Umbralisib

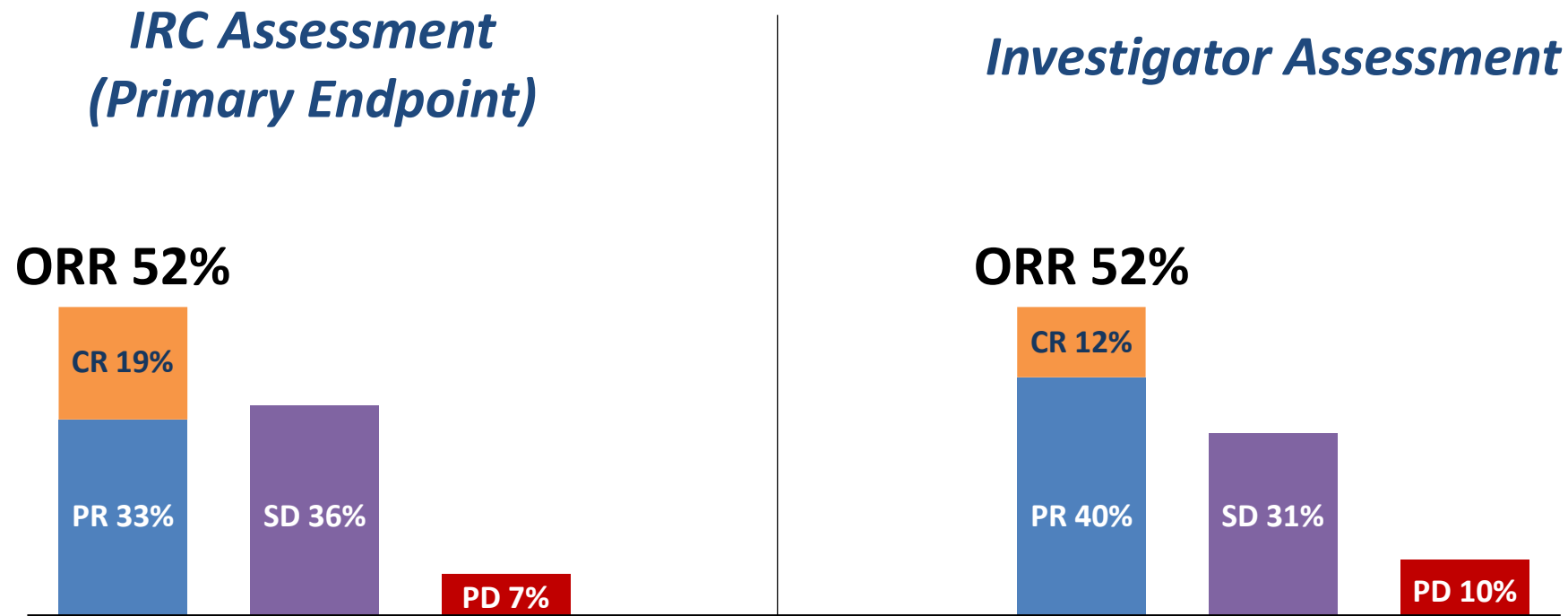
	All Grades		Grade 3/4	
	N	%	N	%
Diarrhea	10	24%	2	5%
ALT increased	1	2%	-	-
AST increased	-	-	-	-
Pneumonitis	1	2%	1	2%
Pneumonia	-	-	-	-

- ALT/AST elevations appeared time related, with all but one event occurring within first 6 cycles of therapy
- Grade 3/4 diarrhea did not appear time related, occurring both before and after 6 cycles of therapy
 - Both patients with Grade 3 diarrhea after Cycle 6 resolved and remain on study (10.9+ and 11.2+ months, each)
- No patients discontinued umbralisib after 6 months due to a treatment related AE

Disposition of Interim Efficacy Population (N=42)

- Median duration of umbralisib exposure was 10.1 months (range, 0.7 – 15.7)
- At a median follow-up of 12.5 months (range 8.3 – 18.5), 55% of patients continue study treatment
- Primary reasons for discontinuing umbralisib during study were
 - Disease progression (n=10, 24%)
 - Umbralisib related adverse event (n=5, 12%)
 - Not related adverse event (n=2, 5%)
 - Withdrawal of consent (n=1, 2%)
 - Investigator decision (n=1, 2%)

Best Overall Response of Interim Efficacy Population (N=42)

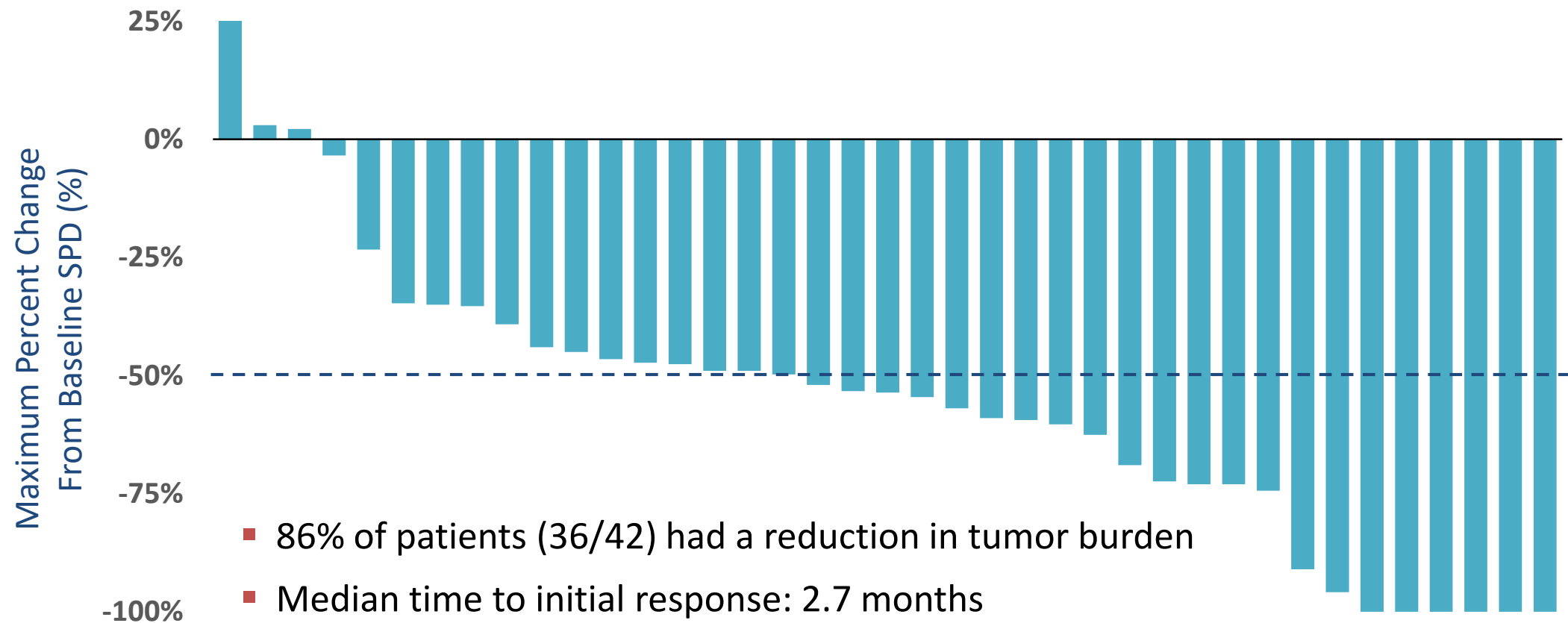


- Clinical benefit rate (PR+CR+SD) was 88% by IRC assessment
- All patients in CR by IRC remain on study (range 10.1+ – 15.7+ months)
- ORR by IRC was 57%, 42%, and 43% for the 3 MZL subtypes (extranodal, nodal, splenic), respectively
- ORR by IRC was 53% amongst patients with prior chemo-immunotherapy (n=32), and 38% amongst patients refractory to their last line of therapy (n=8)

IRC = Independent Review Committee; CR = complete response; PR = partial response; SD = stable disease; PD = progressive disease;

2 patients by IRC, and 3 patients by Investigator Assessment were Not Evaluable, and are considered non-responders

Best Percent Change in Target Lesions from Baseline for Interim Efficacy Population



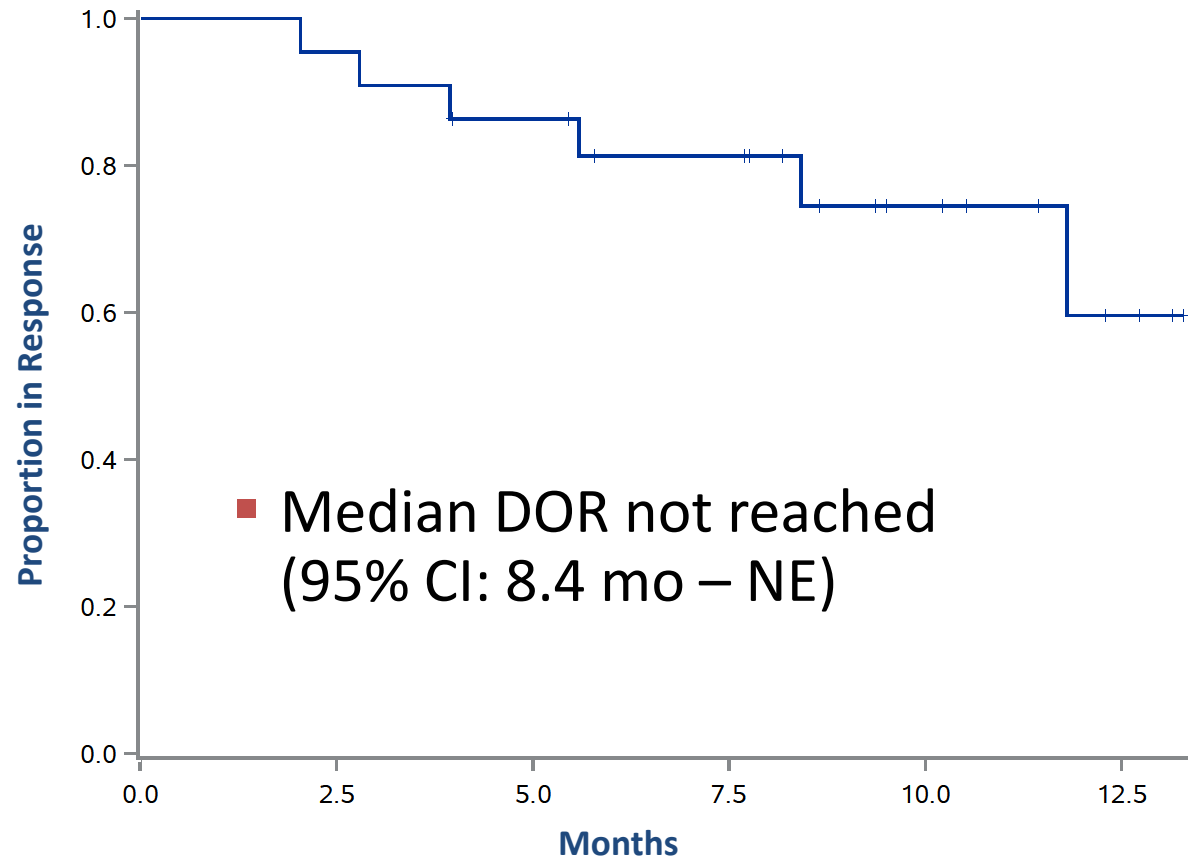
**Data based on investigator assessment for 39 subjects; 3 subjects who discontinued treatment prior to first response assessment were not evaluable and classified as non-responders for ORR.*

Investigator-assessed data were used given that IRC assessment included 2 separate sets of SPD data due to readings by 2 radiologists

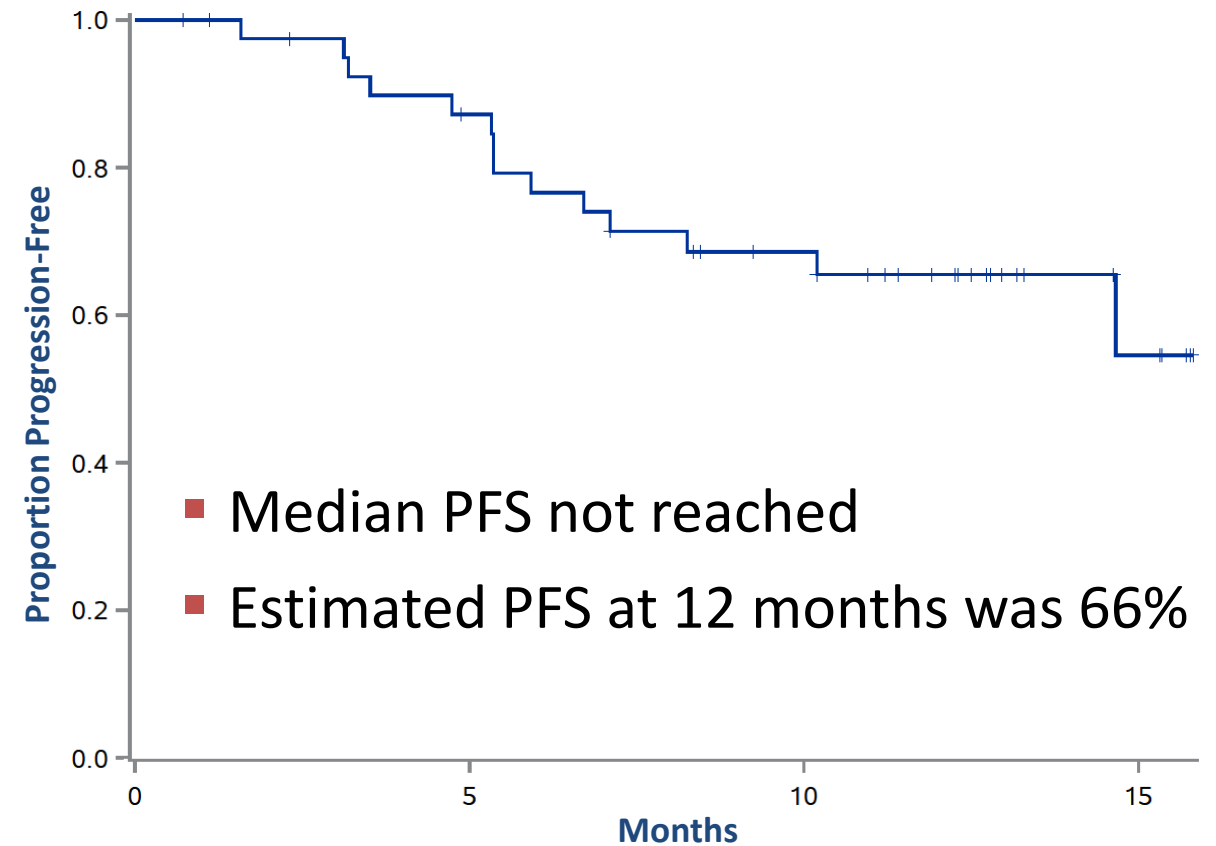
SPD: Sum of the Products of Diameters

DOR & PFS by Investigator Assessment for Interim Efficacy Population

Duration of Response (N=22)



Progression-Free Survival (N=42)



Conclusions

- The oral inhibitor of PI3K δ , umbralisib, is highly active as a single agent with tolerable side effects in relapsed or refractory marginal zone lymphoma.
- Single agent dosing was active across subtypes, as well as in patients with extensive prior therapy.
- Durable responses were observed, and toxicity did not appear to worsen with prolonged exposure.
- Patients continue to be followed for mature overall response, duration, and toxicity analysis.
- Phase III studies are planned in marginal zone lymphoma and other indolent NHL subtypes.

Acknowledgements

- Thank you to the patients and their families for their participation
- Thank you to the investigators, nurses, and study coordinators
- This study was sponsored by TG Therapeutics, Inc.

TG Therapeutics, Inc.

Michael S. Weiss
Executive Chairman &
Chief Executive Officer

Umbralisib in Relapsed/Refractory MZL

- Feb 2019 – Trial Met Primary Endpoint (ORR by IRC)
- Breakthrough Therapy Designation (BTD) recently granted for umbralisib to treat rel/ref MZL
 - Plan to meet with FDA to discuss filing for accelerated approval
 - Target NDA filing by YE-2019
- No fully approved therapies for MZL
 - Ibrutinib received accelerated approved with 46% ORR
 - No PI3K-delta inhibitors currently approved for MZL
- Approximately 7,500 new cases per year, with ~3,000 relapsed patients needing treatment each year

**UNITY-NHL Trial
MZL Cohort**

**Umbralisib
(TGR-1202)
Monotherapy**

Full Enrollment Complete	69 patients
Target ORR	40 – 50%
Enrollment Complete	3Q-18
Target Full Data Presentation	YE-19

Umbralisib & Ibrutinib Data in MZL⁽¹⁾

Demographics and Duration of Exposure

	Umbralisib Interim Efficacy Population (n=42)	Ibrutinib Prescribing Information (n=63)
Median Prior Treatments (range)	2 (1-6)	2 (1-9)
Age (median)	67 (34 – 81)	66 (30 – 92)
Prior Rituximab Monotherapy Only	17%	27%
Refractory to Prior Therapy	19%	22%
Median duration of exposure (months)	10.1	11.6

Interim Efficacy Population (n=42):

- *Final median duration of exposure not yet reached*
 - *Currently at 10.1 months (55% remain on study)*

(1) Comparison for illustrative purposes only—Not based on a head to head study

Umbralisib & Ibrutinib Data in MZL⁽¹⁾

	Umbralisib Interim Efficacy Population (n=42)	Ibrutinib Prescribing Information (n=63)
ORR	52%	46%
CR	19%	3%
PR	33%	43%
Clinical Benefit (CR + PR + SD)	88%	83%
% with reductions in tumor burden	86%	78%

- *Umbralisib appears at least comparable based on ORR by IRC in the interim efficacy population*
- *Median Time to Response for umbralisib 2.7 months (4.5 months for ibrutinib)*
- *Median DOR not reached for umbralisib with 12.5 months median follow-up*

(1) Comparison for illustrative purposes only—Not based on a head to head study

Ibrutinib Warnings and Precautions⁽¹⁾

Ibrutinib

- **Hemorrhage:** Serious, including fatal, bleeding events have occurred in 3% of Imbruvica-treated patients. Bleeding events of any grade occurred in 44% of Imbruvica-treated patients.
- **Infections:** Serious, including fatal, infections occurred in 24% of Imbruvica-treated patients. Cases of PML and PJP have occurred.
- **Cytopenias:** Grade 3 or 4 neutropenia (23%), thrombocytopenia (8%), and anemia (3%) occurred in patients treated with single agent Imbruvica.
- **Cardiac Arrhythmias:** Grade 3 or greater ventricular tachyarrhythmias occurred in 0.2% of patients, and Grade 3 or greater atrial fibrillation and atrial flutter occurred in 4% of Imbruvica-treated patients. These events have occurred particularly in patients with cardiac risk factors, hypertension, acute infections, and a previous history of cardiac arrhythmias
- **Hypertension:** Hypertension of any grade occurred in 12% of Imbruvica-treated patients. Grade 3 or greater hypertension occurred in 5% of patients with a median time to onset of 5.9 months.
- **Second Primary Malignancies:** Other malignancies (10%) including non-skin carcinomas (4%) have occurred in Imbruvica-treated patients. The most frequent second primary malignancy was non-melanoma skin cancer (6%).

- *The major toxicity/tolerability concerns with ibrutinib and BTKs are generally not associated with umbralisib*

Currently Approved PI3K Warnings and Precautions ⁽¹⁾

Idelalisib

Black-Box Warning⁽²⁾

- **Fatal and/or serious hepatotoxicity occurred in 16% - 18%** of Zydelig-treated patients
- **Fatal and/or serious diarrhea or colitis occurred in 14% - 20%** of Zydelig-treated patients
- Fatal and/or serious **pneumonitis** occurred in 4% of Zydelig-treated patients
- **Fatal and/or serious infections occurred in 21% - 48%** of patients treated with Zydelig monotherapy

Duvelisib

Black-Box Warning⁽³⁾

- **Fatal and/or serious infections occurred in 31%** of Copiktra-treated patients
- **Fatal and/or serious diarrhea or colitis occurred in 18%** of Copiktra-treated patients
- **Fatal and/or serious cutaneous reactions occurred in 5%** of Copiktra-treated patients
- **Fatal and/or serious pneumonitis occurred in 5%** of Copiktra-treated patients

Copanlisib

Warnings and Precautions⁽⁴⁾

- **Infections:** Serious, including fatal, infections occurred in 19% of Aliqopa-treated patients
- **Hyperglycemia:** Grade 3 or 4 hyperglycemia occurred in 41% of Aliqopa-treated patients
- **Hypertension:** Grade 3 hypertension occurred in 26% of Aliqopa-treated patients
- **Non-Infection Pneumonitis:** Occurred in 5% of Aliqopa-treated patients
- **Severe Cutaneous Reactions:** Grade 3 and 4 cutaneous reactions occurred in 2.8% and 0.6% of Aliqopa-treated patients, respectively

Interim Umbralisib MZL Safety Highlights (n=69):

- *No fatal adverse events*
- *No events of colitis reported*
 - *10% Gr. 3 diarrhea (no Gr. 4 events)*
- *Only 1 event of pneumonitis reported (patient remains on study)*
- *Gr. 3 infections were limited, occurring in 3 patients (bronchitis, pneumonia, and influenza)*
- *10% Gr. 3/4 ALT/AST Elevations*

(1) Comparison for illustrative purposes only—Not based on a head to head study

(2) Idelalisib Prescribing Information; (3) Duvelisib Prescribing Information; (4) Copanlisib Prescribing Information

QUESTIONS?



TG Therapeutics

Thank you!